










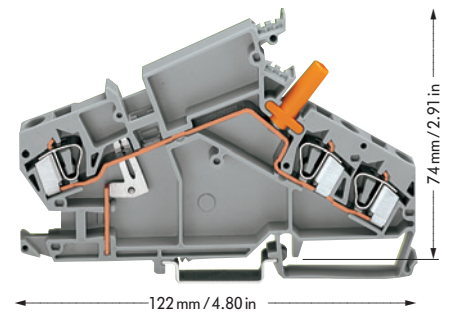













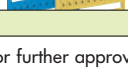


Disconnect/Test Terminal Blocks 6 mm² (AWG 10)/30 A, Through Terminal Blocks, Series 282 for Example for Current Transformer Circuits

0.2 – 6 mm² 500 V/6 kV/3 ① 30 A Terminal block width 8 mm / 0.315 in  12 – 13 mm / 0.49 in *    	AWG 24 – 10 600 V, 30 A  Terminal block width 8 mm / 0.315 in  12 – 13 mm / 0.49 in *    
------------------------------------------------------------------------------------------------------------------------------------------------------------------------------------------------------------------------------------------------------------------------------------------------------------------------------------------------------------------------------------------------------------------------------------------------------------------------------------------------------------------------------------------------------------------------------------	---------------------------------------------------------------------------------------------------------------------------------------------------------------------------------------------------------------------------------------------------------------------------------------------------------------------------------------------------------------------------------------------------------------------------------------------------------------------------------------------------------------------------------------------------------------------------------------------------------------------------------------------------

- ① 500 V = rated voltage
 6 kV = rated surge voltage
 3 = pollution degree
 (see also section 15)
- ② max. height when rotating disconnect, incl. locking cover, is 92 mm / 3.62 in.



Description	Item No.	Pack. unit pcs	Item No.	Pack. unit pcs
Disconnect/test terminal block and Through terminal block, for DIN 35 rail	Disconnect/test terminal block, example for current transformer circuits with touch-proof test plug 4 mm / 0.157 in Ø, disconnect link orange		Through terminal block, example for current transformer circuits with touch-proof test plug 4 mm / 0.157 in Ø,	
	grey 282-870	20	grey 282-865	20
Accessories	Appropriate marking system WMB/WSB/WCB (see section 14)			
	End and intermediate plate, without use of lock-out seal	1.5 mm / 0.059 in thick		
	orange 282-386	50 (5 x 10)		
	grey 282-391	50 (5 x 10)		
	End and intermediate plate, for use of lock-out seal	1.5 mm / 0.059 in thick		
	orange 282-387	50 (5 x 10)		
	grey 282-392	50 (5 x 10)		
	End and intermediate plate	1.5 mm / 0.059 in thick		
	orange 282-385	50 (5 x 10)		
	grey 282-390	50 (5 x 10)		
	Lock-out, for disconnect link	yellow	282-384	100 (5 x 20)
	Locking cover, for mechanical locking of several links	transparent		
	1-pole 282-881	50 (5 x 10)		
	2-pole 282-882	50 (5 x 10)		
	3-pole 282-883	20 (2 x 10)		
	4-pole 282-884	20 (2 x 10)		
	Interlocking link, for mechanical locking of several links	1 m / 3'3" long	transparent 210-254	1
	Adjacent jumper, insulated	I _N 41 A		
	grey 282-402	100 (4 x 25)	I _N 41 A	
	orange 282-424	100 (4 x 25)	grey 282-402	100 (4 x 25)
	Alternate jumper, insulated	I _N 41 A		
	grey 282-409	100 (4 x 25)	I _N 41 A	
	grey 282-409	100 (4 x 25)	grey 282-409	100 (4 x 25)
	Wire commoning chain, insulated, black, 4 connections, 24 A, 2.5 mm²	spacing		
	3 x 80 mm / 3.15 in 709-110	1	spacing	
	Wire commoning chain, insulated, black, 3 connections, 24 A, 2.5 mm²	spacing		
	2 x 90 mm / 3.54 in 709-111	1	spacing	
	2 x 150 mm / 5.91 in 709-112	1	2 x 90 mm / 3.54 in 709-111	1
			2 x 150 mm / 5.91 in 709-112	1
	Protective warning marker, for 5 terminal blocks, fits into screwdriver slot	yellow	282-415	100 (4 x 25)
	Test plug, 4 mm / 0.157 in Ø, touch-proof,	for ex. mfd by Multi-Contact Deutschland GmbH not offered by WAGO		for ex. mfd by Multi-Contact Deutschland GmbH not offered by WAGO
	WSB Marker card, 10 strips with 10 markers each, with printing	yellow		
	k/l (50 each) 249-553/000-002	1 card	yellow	
	Operating sticker	210-412	100	210-415
				100

* For further approvals with corresponding ratings see section 15.